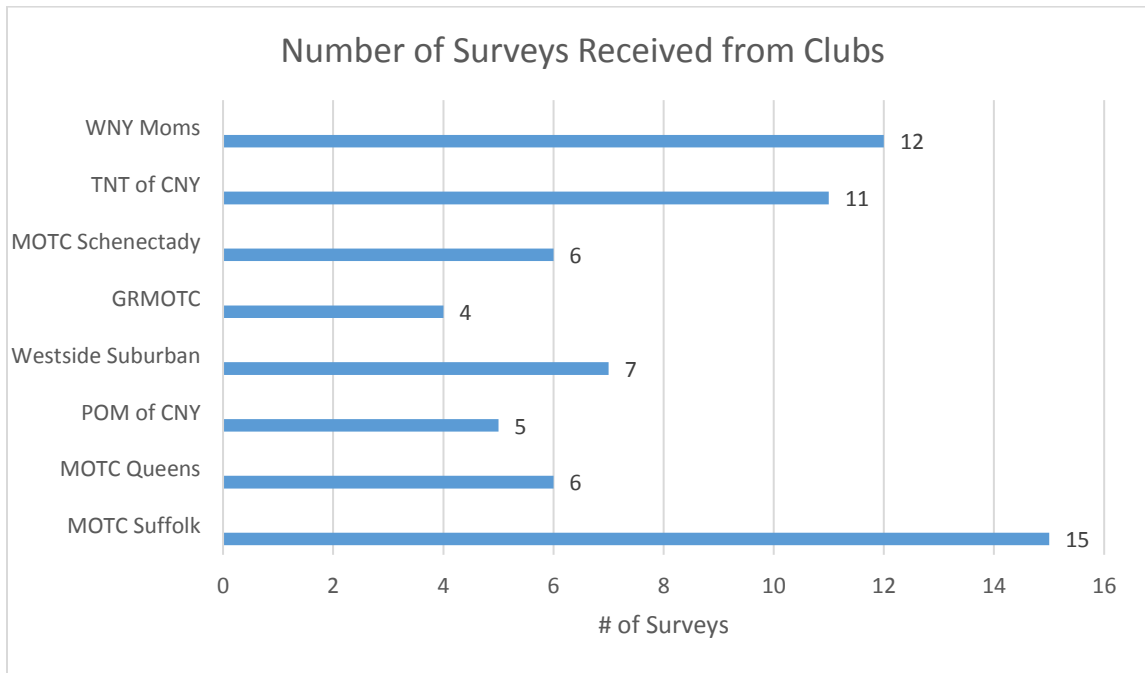


## 2018 Research Survey on Who Does and Doesn't Attend Convention And The Reasons Why or Why Not

A total of 66 surveys were received with 8 clubs participating. Thirty-four surveys were received via Google Forms, and 32 were received on paper.

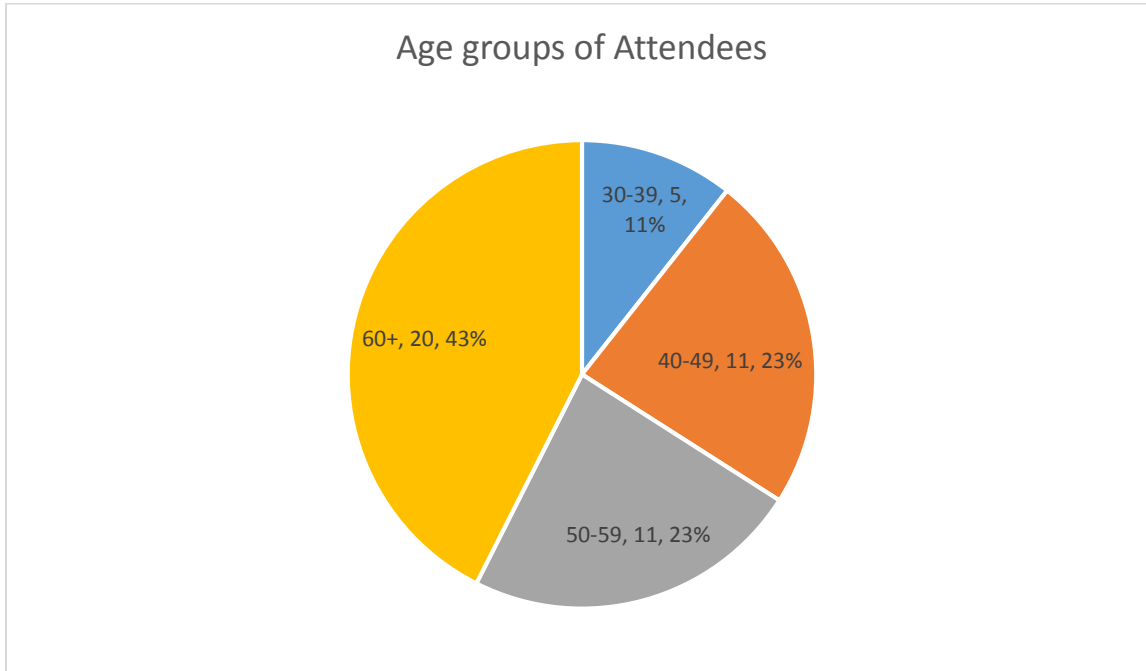


WNY Mom's	12
TNT of CNY	11
MOTC Schenectady	6
GRMOTC	4
Westside Suburban	7
POM of CNY	5
MOTC Queens	6
MOTC Suffolk	15

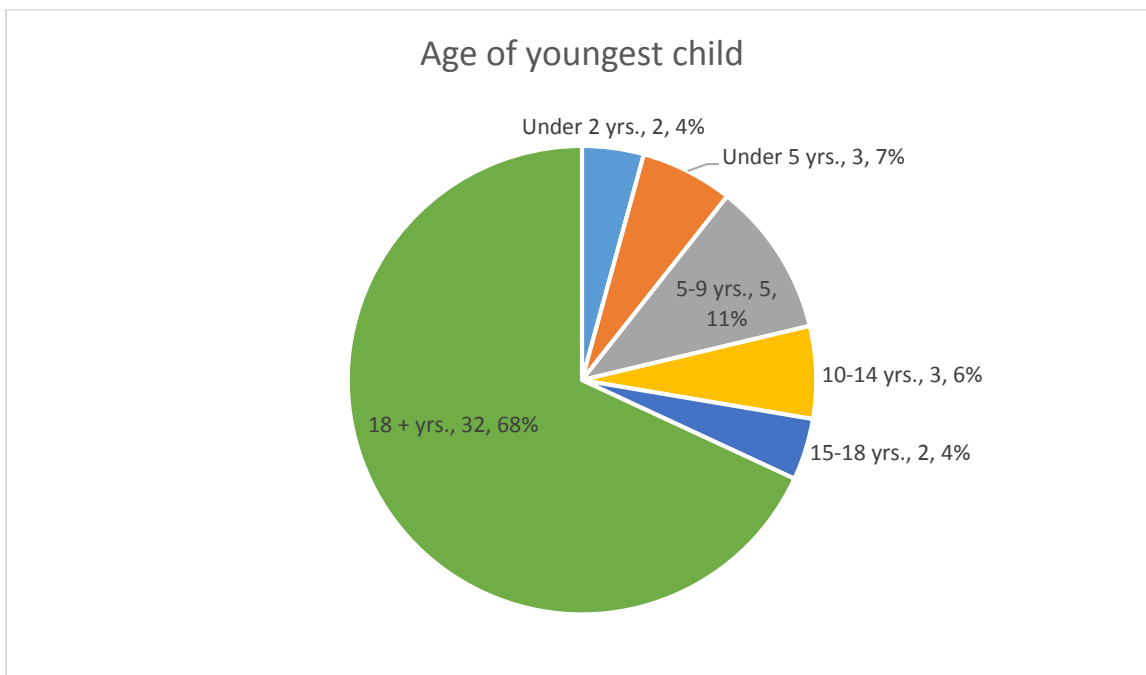
WNY Mom's sent in 19 Twin Data Registry forms (old version). I haven't pushed the twin data registry forms because of the lack of a database to put them in. Kathy Brousseau of MOTC Schenectady suggested Open Office to me. Open Office is a free downloadable office suite that includes a database program. I recently downloaded it and will experiment with it in the coming months.

Out of the 66 surveys received, 47 respondents said that they regularly attend convention and 19 said that they do not attend regularly.

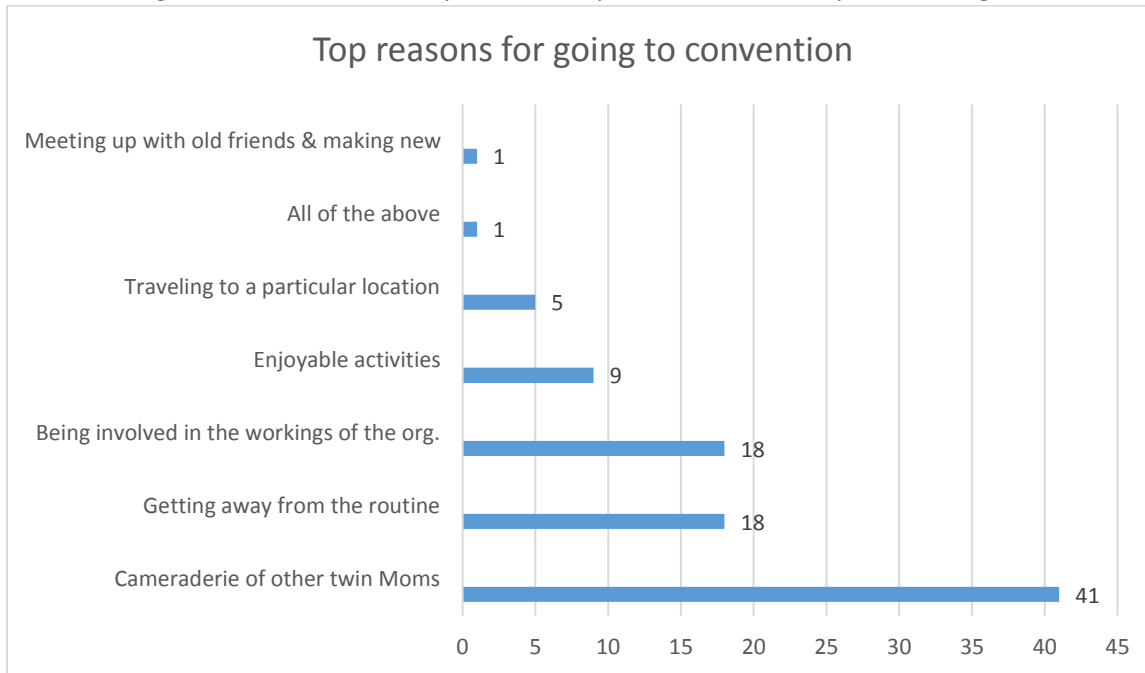
The break-down of age groups of those who attend convention are as follows:



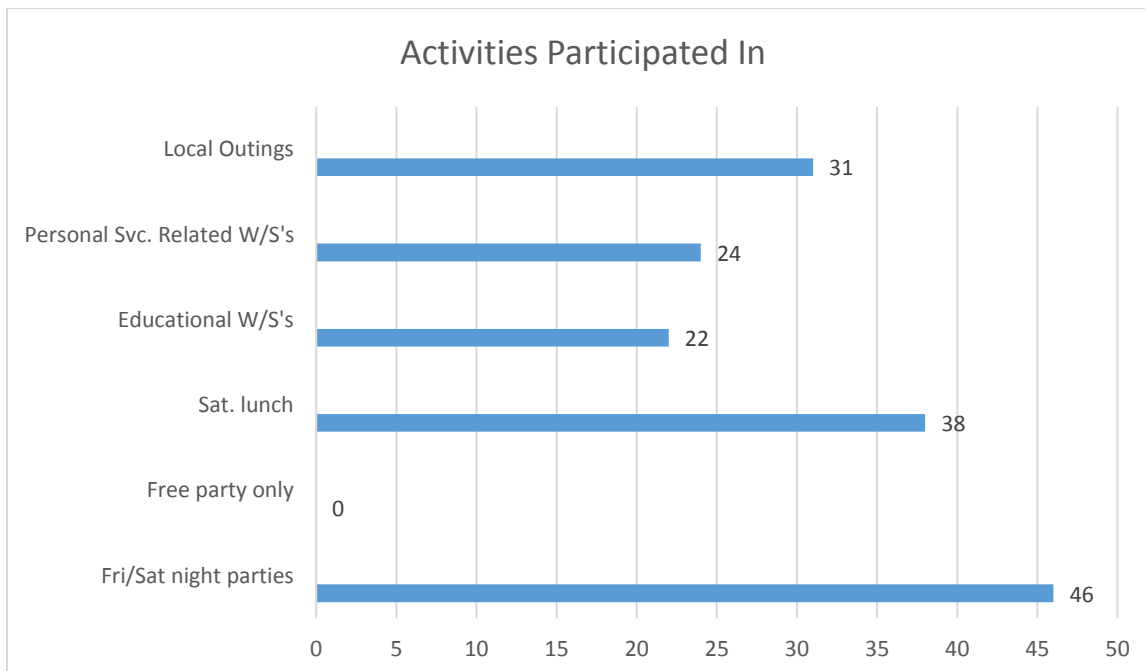
The same respondents reported the age of their youngest child or children as follows:



The following chart shows the 47 respondents' top 2 reasons that they choose to go to convention.



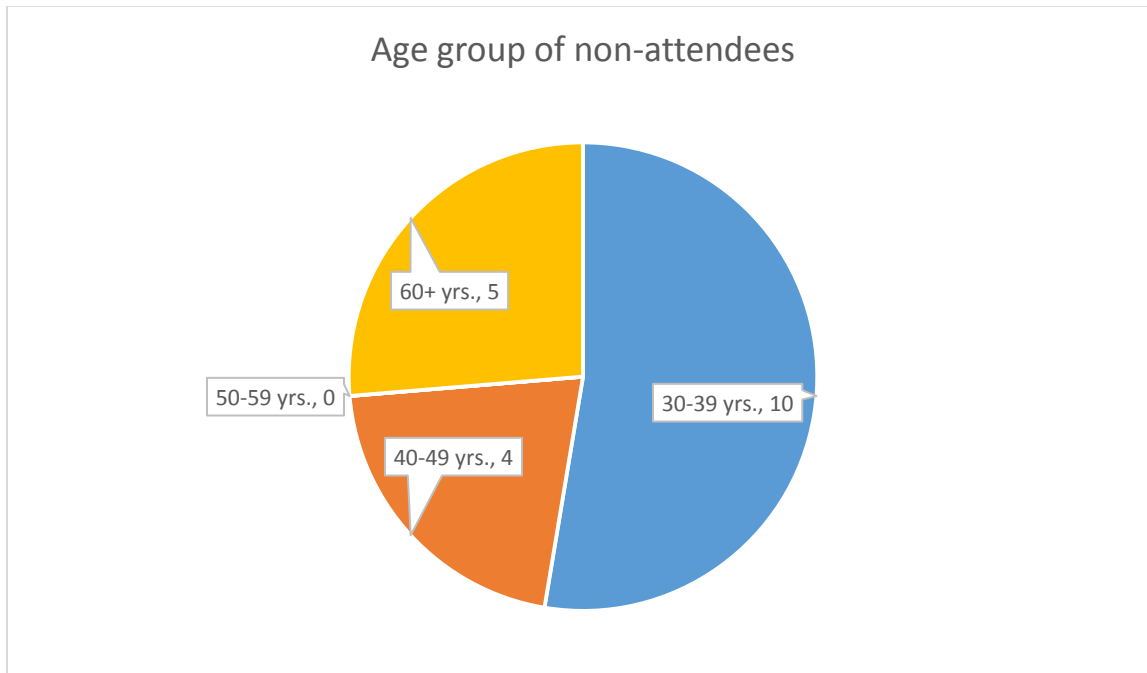
Forty-six (46) responses were received regarding activities that attendees participate in at convention. One person didn't answer because this year is her first time going to convention. Respondents were asked to check all that apply.



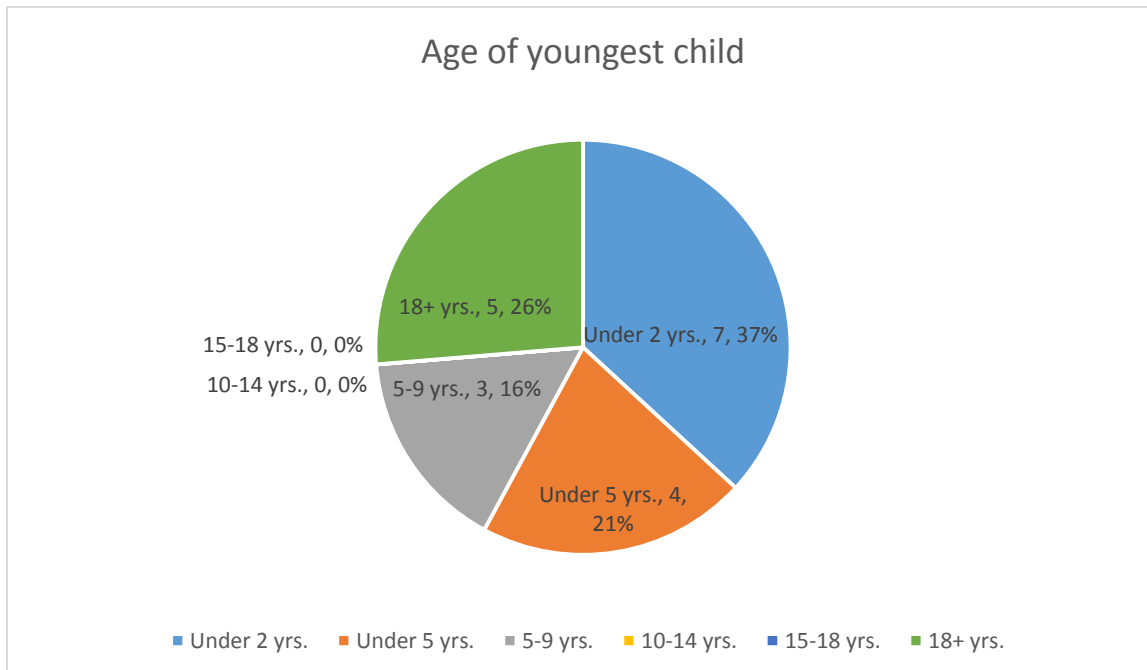
Everyone who responded said that they go to the Friday and Saturday night events. 83% attend the Saturday luncheon. 48% participate in the educational workshops, 52% partake in the personal service related workshops, and 67% enjoy going on the local outings.

Out of 46 respondents 28 (61%) said that they would be interested in either a free workshop or a charitable project on Saturday to break up the business meeting. Out of the 28 that said yes, 19 (68%) would be interested in a charitable project while 9 (32%) would be interested in a free workshop.

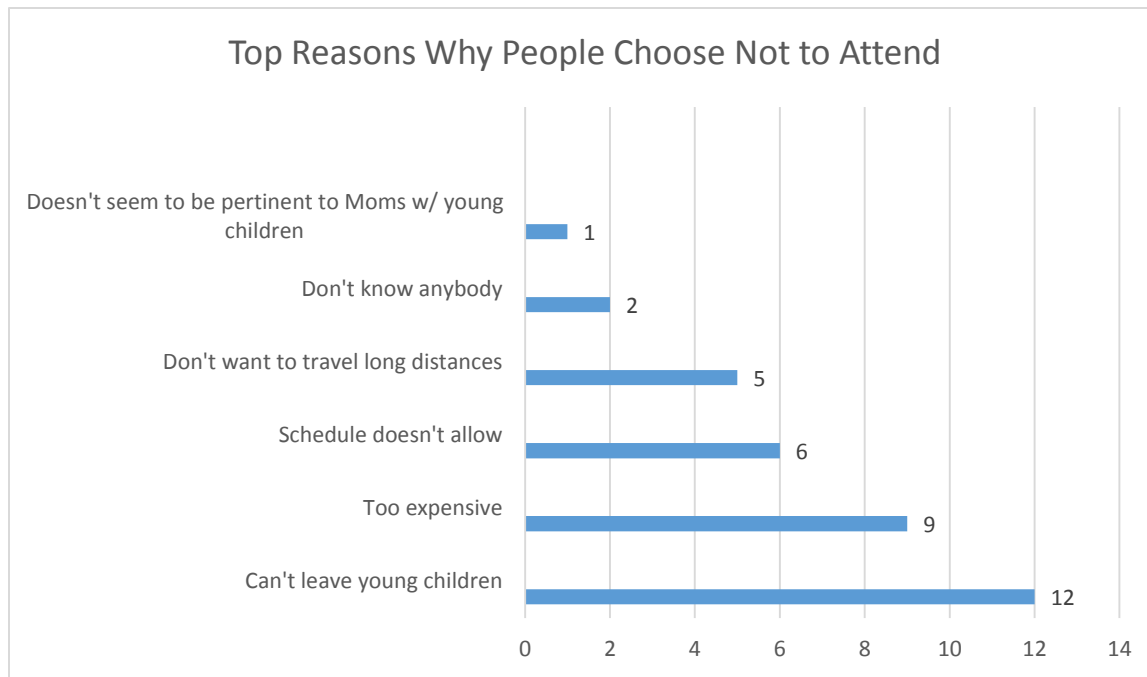
Nineteen responses were received from those who do not regularly attend convention. The breakdown of their age ranges is as follows:



The age of their youngest child/children are in the below chart.



The top 2 reasons that these 19 respondents gave for choosing not to attend are as follows:



The 12 respondents who said that they can't leave young children were asked what child care support they have. All 12 said they had the support of their spouse or other parent. Nine (9) reported support from other family members, and 3 said that they had paid caregivers on a part time basis. No one had an au pair.

Finally, the non-attendees were asked where they got support and/or information regarding parenting multiples. They were told to check all that apply. Eighteen (18) responses were received. Fifteen (15) reported getting support from their local club, 7 said they received support/info. from the internet, 1 reported getting it from books, family members, and their own upbringing, 1 said friends and family with multiples, and 1 said friends.

#### Conclusions:

The largest age group of those attending convention in this survey is the 60+ group (43%). However, that leaves 57% between 30 – 59 years of age. 68% of those surveyed who attend convention reported that their youngest child is over 18 years of age. That only leaves 32% with children who are school age and younger.

Forty-seven (47) responses were received to the question of what are your top 2 reasons for going to convention. The most popular reason for attending convention seems to be the camaraderie of other twin Moms (41). Getting away from the regular routine (18) and being involved in the workings of the organization (18) were also common reasons chosen for attending. Not surprisingly, support is the paramount concern of those attending.

Forty-six (46) responses were received to the question regarding what activities you participate in. One first-timer didn't respond to this question. All 46 said they attend the Friday and Saturday night parties, 38 said they attend the luncheon, and 31 went on local outings. Smaller numbers participate in the workshops. The social activities seemed to have the best participation.

Out of 46 responses (1 didn't answer), 28 were interested in a free workshop or charitable activity to break up the business meeting on Saturday. 18 said that the meeting is long enough already and didn't want to add anything. Out of the 28 that were interested, 19 people favored a charitable project.

Nineteen responses were received from those who report that they do not attend the convention or attend sporadically. Most of those (10) were in the 30-39 age group. In the non-attende group, 14 reported that their youngest child was between under 2 to 9 years of age. The balance was over 18. Although this is a very small group, not surprisingly, those with younger children find it harder to go away without the kids.

Nineteen responses were received to the top 2 reasons why you choose not to attend convention. Can't leave young children was the top vote getter (63%). Too expensive (47%) and schedule doesn't allow (32%) were the next two most cited reasons. Perhaps, an article for the newsletter from some of the Moms with young kids who attended this year could provide inspiration for some of the other Moms with little ones to attend in the future. The 12 who said that they can't leave young children all said that they do have child care support from their spouse or the other parent.

Eighteen responses were received regarding where support and/or information on raising multiples was gained. The local club was cited by 83% and 39% reported using the internet for support and information.

Respectfully submitted by,

Doreen Greci  
MOTC Suffolk  
Research Chair